

27 632 809



- spout: circular, air-enriched flow
- max. flow 24.6 l/min at 3 bar flow pressure
- Hand shower: COMPACT RAIN, max. flow rate 6.8 l/min (at 3 bar)
- complete hand shower set with anti-scale system
- automatic bath/shower diverter
- 220mm projection
- height of mixer 347 mm
- height up to aerator 244 mm
- hole diameter spout 32 mm
- hole diameter single-lever mixer 35 mm
- hole diameter for complete hand shower set 32 mm
- rosette for spout Ø 60mm
- rosette for single-lever mixer Ø 55mm
- rosette for complete hand shower set Ø 60mm
- metal shower hose 1750mm with integrated anti-twist protection

Intrinsic protection against back flow.

	Chrome	27 632 809-00
	Brushed Platinum	27 632 809-06
	Platinum	27 632 809-08
	Dark Chrome	27 632 809-19
	Brushed Durabronze (23kt Gold)	27 632 809-28
	Brushed Bronze	27 632 809-42
	Brushed Champagne (22kt Gold)	27 632 809-46
	Champagne (22kt Gold)	27 632 809-47
	Brushed Dark Platinum	27 632 809-99

Recommended miscellaneous



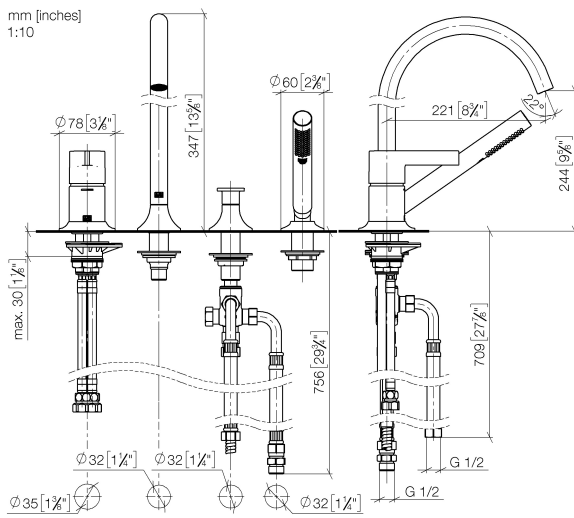
Perfecto installation kit - 12 614 970 90

Recommended miscellaneous

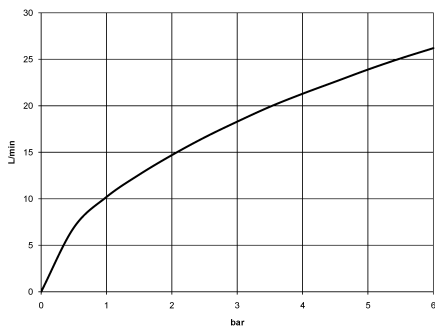


Decorative caps for Perfecto - Chrome 12 801 970-00
• 1 pair

27 632 809



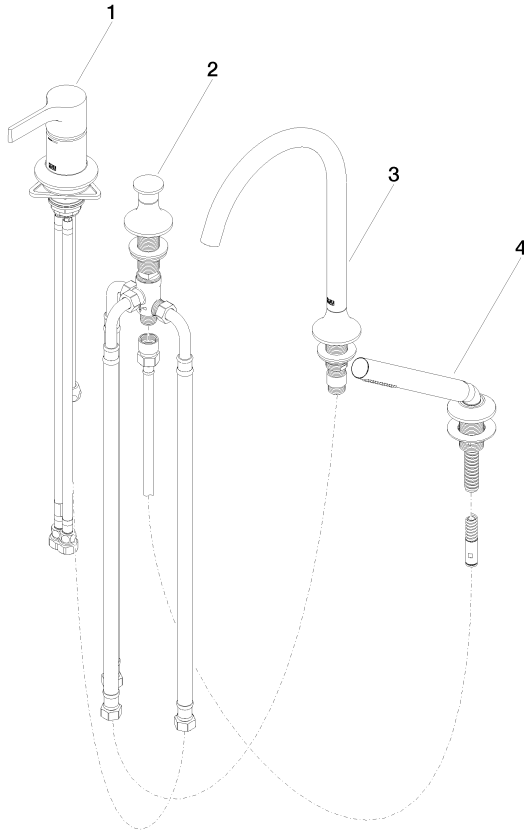
Flow rate chart



Certificates

IAPMO_4976 (5). LGA_29747. Belgaqua_21-026-27_4.

27 632 809



Spare parts list

No.	Item Number	Name	Quantity used	Delivery time
1	29 300 809-00	connection	1	10
2	29 140 809-00	VAIA Two-way diverter for bath rim or tile edge installation - Chrome	1	10
3	13 612 809-00	VAIA Bath spout without diverter for deck mounting - Chrome	1	-
Spare part can no longer be ordered, please order the replacement item				
4	27 702 809-00	VAIA Hand shower set for bath rim or tile edge installation - Chrome	1	10